

Foundation English Test

Test format overview




Test components



It will take you **80–90** minutes to complete the test

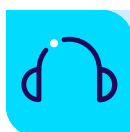
7 minutes



Speaking

- Part 1** Giving general information
- Part 2** Giving personal information
- Part 3** Giving work-related information
- Part 4** Describing, comparing and giving reasons and explanations

28 minutes



Listening

- Part 1** Recognising information
- Part 2** Matching people and ideas

25 minutes



Reading

- Part 1** Understanding sentences
- Part 2** Re-ordering sentences
- Part 3** Matching people and ideas

27 minutes



Writing

- Part 1** Writing words and phrases
- Part 2+3** Writing and linking sentences
- Part 4** Writing paragraphs

Foundation English Test: Speaking

There are four parts to the speaking test. For each part, you are given a maximum amount of time to speak, but you can choose to end the recording early by clicking on "**finish recording**". Check your sound and microphone before the first part.


Part	Description
Giving general information Part 1	<p>In part one, you will hear five questions about yourself. After each question, you will have 10 seconds to reply.</p> <p>Exam tip: Speak clearly and make sure to answer the questions.</p>
Giving personal information Part 2	<p>In part two, you will hear three short questions about yourself. You will have 30 seconds to reply to each question.</p> <p>Exam tip: It's a good idea to practice introducing yourself and talking about your personal experiences. Think about how you can talk about familiar topics (e.g. holidays, weekend activities, sports) and practise giving general information about those topics.</p>
Giving work-related information Part 3	<p>In part three, you will hear three short questions about work. You will have 30 seconds to reply to each question.</p> <p>Exam tip: Make sure you answer the questions and do not go off-topic. Use the time you have and answer the question fully. Try using different connectors, other than just 'and' and 'so'.</p>
Describing, comparing and giving reasons and explanations Part 4	<p>In part four, you will see two photographs. You will have to compare the two pictures and answer two questions about them. You will have 45 seconds for each response.</p> <p>Exam tip: To prepare for this task, practise comparing two different things (e.g. two cities or two houses). Focus on describing their advantages and disadvantages.</p>



Foundation English Test: Listening

There are three parts to the listening test. You can listen to each of the recordings twice. At the beginning of the test, you will be asked to check the volume of your headset. Make sure that you can hear clearly.

Part	Description
Recognising information Part 1	<p>In questions 1-16, you will listen to a short telephone message, monologue or dialogue. Then you will see a question with three possible answers. You must choose the correct answer to the question. Each recording is about 30 to 40 seconds long.</p> <p>Exam tip: Visit the British Council's LearnEnglish website for lots of very useful activities, tips, apps and podcasts. The elementary podcasts are useful preparation for these questions. In addition, try to listen to as much English as possible (e.g. films, television or radio).</p>
Matching people and ideas Part 2	<p>In question 17, you will listen to four people talking about a topic. Each person will speak for 30 seconds. You will then match the speaker to their response from the options given.</p> <p>Exam tip: Listening to conversations in English on TV or the internet is a good way to prepare for this task. You can also try listening to some audio materials here and doing the activities.</p>



Foundation English Test: Reading

There are three parts to the reading test. The questions become more difficult as the test progresses.

Part	Description
Understanding sentences Part 1	<p>In questions 1 and 2, you will read a short text with a gap in each sentence. You will choose one word from the options given to fill each gap.</p> <p>The text is 40 to 50 words long.</p> <p>Exam tip: Read each sentence and all of the possible answers carefully before trying to answer this question. The best way to become a better reader is to practise. Easy books written especially for English language learners might help.</p>
Re-ordering sentences Part 2	<p>In questions 3 and 4, you will see a text with six sentences. The first sentence is in the correct place. The remaining are out of order. You will have to put them in the correct order to make a short clear text.</p> <p>The text is 90–100 words long.</p> <p>Exam tip: Try to understand the main ideas of the text. Then pay attention to words that show you linking. Example, firstly, next, then, after that. Also, pay attention to pronouns (his, their, who, it, which), etc. to find connections between ideas.</p>
Matching people and ideas Part 3	<p>In question 5, you will read four short paragraphs on a topic. Each paragraph gives one person's ideas and opinions on the topic. You will then see seven opinions. Match the opinion to the person.</p> <p>Each paragraph is 70 to 80 words long.</p> <p>Exam tip: Watch this short video on different reading skills and practice them.</p>



Foundation English Test: Writing

There are four parts to the writing test. You will find social media-type texts and emails as part of the test.

Part	Description
Writing words and phrases Part 1	<p>In part one, you will read six short messages which will ask you to give simple information about yourself in the form of short written answers. The first sentence is an example.</p> <p>You will need to write answers to the next five messages (1-5 words).</p>
Writing and linking sentences Part 2	<p>You will read a question about yourself. You will then write a short answer (20-30 words).</p>
Writing and linking sentences Part 3	<p>You will read a question about work. You will then write a short answer (20-30 words).</p>
Writing paragraphs Part 4	<p>You will see three social media-type questions about work. You will then write answers to all three questions (30-40 words for each answer).</p> <p>Exam tip: The focus is on communication. Make sure you link your answer to the question. Try to use words connected to the topic. Use different sentence structures and do not use SMS spelling. You will not get extra marks for writing more than the word limit.</p>



Your results

Foundation English Test scores show your ability to understand and communicate in English.

How are the results presented?

The results from Foundation English Test are presented in two ways:

- A score from 0 to 20 for each of the four skills tested.
- A CEFR (Common European Framework of Reference for Languages) level for each skill.

You will also get an overall CEFR level. You will see more information on what each level means on the back of the report.

BRITISH COUNCIL

Foundation English Test

Candidate report

DEMO CUSTOMER	01.03.2023	FET-0002570
Candidate name	Test date	Enrolment ID
British Council Austria	Passport	4209211
Organisation	ID type	ID number

A1
Overall CEFR grade
45/80

Professor Barry O'Sullivan OBE

CEFR skill profile and scale score

	A0	A1	A2	B1
Listening 10/20 A1				
Reading 3/20 A0				
Speaking 18/20 B1				
Writing 14/20 A2				

www.britishcouncil.org/foundationenglishtest
<https://credentials.britishcouncil.org/590928fd-cf11-4f77-adda-9729322ddc9>

QR code:

The validity of Foundation English Test results can be confirmed by scanning this QR code or by following the link at the bottom left-hand corner of the certificate.

Your details and test information

CEFR skill profile:

Gives CEFR levels for each skill. These can be compared.

Score:

These scores should NOT be compared across skills. This is because benchmarks for each skill are different.

© British Council 2023

The British Council creates international opportunities for the people of the UK and other countries, and builds trust between them worldwide. A registered charity: 209131 (England and Wales SC037733 (Scotland)).

